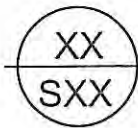


NOTE: REFER TO STRUCTURAL NOTES AND SPECIFICATIONS FOR MORE INFORMATION ON TUCK POINTING AND MASONRY REPAIR PROCEDURES AND REQUIREMENTS

Deep Tuck Pointing of Stone Masonry Walls



NO SCALE

Gordon Hall
Basement Walls and First Floor Framing

INSPECTION BY STEPHEN M. RUDNER P.E. / RDA.
MARCH 23 - 2011



1. 3X10 FIRST FLOOR JOIST NOTCHED NEAR MID-SPAN FOR WIRING.



2. 3X10 FIRST FLOOR JOIST WITH HOLES NEAR BOTTOM OF MEMBER NEAR MID-SPAN.



3. STEEL PIPE COLUMN SUPPORTS 8X8 BEAM PARALLEL TO FLOOR JOISTS AT LOCATION OF ORIGINAL PARTITION ABOVE.



4. SPACE BETWEEN 3X10 FIRST FLOOR JOISTS.



5. QUALITY OF ORIGINAL MORTAR IS LIKE DAMP SAND.



6. QUALITY OF ORIGINAL MORTAR IS LIKE DAMP SAND.



7. SOUTHWEST CORNER BASEMENT ROOM LOOKING SOUTH WEST. NOTE WATER ON FLOOR AROUND CELLAR DOOR.



8. PLUMBERS HAVE DAMAGED FIRST FLOOR JOISTS IN SOUTHWEST CORNER ROOM.



9. CRACKS BETWEEN SOUTHWEST CHIMNEY BRICK AND STONE FOUNDATION WALL.



10. CENTRAL TIMBER BEAM IN S-W CORNER BASEMENT ROOM SPANS EAST WEST AND IS SUPPORTED BY PIPE COLUMN AND BRICK PIER. JOISTS MORTISE IN.



11. JOISTS ABOVE S-W CORNER BASEMENT ROOM MORTISE INTO CENTRAL BEAM.



12. JOISTS ABOVE S-W CORNER BASEMENT ROOM MORTISE INTO CENTRAL BEAM.



13. DISCONNECTED LINE FROM SUMP SPRAYING WATER IN N-W CORNER BASEMENT ROOM.



14. CONCRETE BEAMS SUPPORT WOOD FLOOR JOISTS OF THE NORTH PORCH. OTHER PORCHES ARE SIMILAR.



15. NON ORIGINAL (2)2X10 HEADER AT NON ORIGINAL STAIR OPENING FROM FIRST FLOOR TO BASEMENT.



16. NON ORIGINAL I BEAM SUPPORTS JOIST AT EDGE OF ORIGINAL STAIR OPENING TO BASEMENT WHICH IS CURRENTLY FLOORED OVER.



17. COLUMN BASE PLATE AT BEAM SEEN IN PHOTO 16 SITS ON FLOOR SLAB, NOT ON A FOOTING.



18. PIPE COLUMNS (LIKELY NON ORIGINAL) AND BRICK PIER SUPPORT 8X8 TIMBER BEAM IN BASEMENT.



19. COLUMNS SUPPORTING 8X8 TIMBER BEAM SEEN IN PHOTO 18 DISAPPEAR INTO SLAB AND ARE LIKELY SUPPORTED ON FOOTINGS.



20. WEST WALL OF BASEMENT HAS AREAS OF EXPOSED ORIGINAL MORTAR THAT IS VERY SANDY AND IS FALLING OUT OF THE JOINTS BETWEEN THE STONES.




21. WATER LEAKING FROM NORTH WEST CHIMNEY.



22. CRACK BETWEEN NORTH WEST BRICK CHIMNEY AND
STONE FOUNDATION WALL.

Gordon Hall Attic

INSPECTION BY STEPHEN M. RUDNER P.E. / RDA.
MARCH 23 - 2011



23. OPENING FOR ORIGINAL ATTIC STAIR HAS BEEN FILLED IN AND FLOORED OVER.



24. ROOF FRAMING LOOKING EAST.



25. ROOF FRAMING LOOKING SOUTH EAST. NOTE NUMEROUS NON ORIGINAL BEAMS ABOVE ATTIC FLOOR SUPPORTING ROOF STRUCTURE AND HANGING ATTIC FLOOR STRUCTURE.



26. ATTIC FLOOR LOOKING EAST. NOT NON ORIGINAL BEAMS ABOVE ATTIC FLOOR SUPPORTING ROOF FRAMING AND HANGING FLOOR FRAMING.



27. NON ORIGINAL BEAM HANGING ATTIC FLOOR STRUCTURE.



28. NON ORIGINAL BEAM HANGING ATTIC FLOOR AND SUPPORTING SLOPING COLUMN FROM ROOF PURLIN.



29. ATTIC FLOOR BOARDS AND ROOF FRAMING SHOW EVIDENCE OF PAST WATER LEAKAGE BUT WERE DRY DURING MY INSPECTION.



30. LOOKING SOUTH EAST AT ROOF FRAMING IN SOUTH EAST CORNER OF ATTIC.



31. MOST RAFTERS HAVE COLLAR TIES EXCEPT AT AREA OF FORMER SKYLIGHT.



32. LOOKING NORTH. NOTE SCARF JOINT IN TIMBER PURLIN AND NON ORIGINAL BEAMS ABOVE ATTIC FLOOR.



33. LOOKING NORTH AT SCARF JOINT IN TIMBER PURLIN.



34. LOOKING NORTH WEST AT ROOF FRAMING IN NORTH WEST CORNER OF ATTIC.



35. LOOKING NORTH WEST AT ROOF FRAMING IN NORTH WEST CORNER ATTIC.



36. REMOVED CHIMNEY FLOORED OVER IN ATTIC.



37. DETAIL OF ROOF AND GABLE WALL FRAMING.



38. EAST GABLE END WALL NEAR ATTIC FLOOR.
NOTE: ATTIC FLOOR JOISTS FRAME TO SIDES OF WALL
STUDS. IRREGULAR SPACING OF STUDS AND FLOOR JOISTS.



39. EAST GABLE END WALL NEAR ATTIC FLOOR.
NOTE: ATTIC FLOOR JOISTS FRAME TO SIDES OF WALL
STUDS. IRREGULAR SPACING OF STUDS AND FLOOR JOISTS.



40. NON ORIGINAL FLOOR BEAM ABOVE ATTIC FLOOR
HANGS ATTIC FLOOR JOISTS AND SUPPORTS INCLINED
COLUMN FROM ROOF PURLIN. THIS IS LOOKING NORTH.



41. POOR CONTACT BETWEEN ROOF PURLIN AND INCLINED COLUMN.



42. FRAMING IN SOUTH EAST CORNER OF ATTIC.



43. TYPICAL ATTACHMENT OF RAFTER TO TOP OF BEAM HAS SHIM PLUS A SINGLE TOE NAIL.



44. PEGGED MORTISE AND TENON JOINERY OF ROOF PURLINS AND COLUMNS.



45. CLOSE UP OF GABLE END WALL FRAMING AT ROOF.



46. CLOSE UP OF GABLE END WALL FRAMING AT ROOF.



47. SUPPORT OF ATTIC FLOOR JOISTS AT EATS GABLE END WALL.



48. SUPPORT OF ATTIC FLOOR JOISTS AT EATS GABLE END WALL.



49. EAST GABLE END WALL.



50. ATTIC FLOOR AND ROOF FRAMING LOOKING NORTH.




51. ATTIC FLOOR AND ROOF FRAMING LOOKING SOUTH NEAR EAST GABLE END WALL.



52. ROOF PURLINS APPEARS TO HAVE BEEN RE USED DUE TO JOIST HOLE WITH NO MEMBER FRAMING IN.



53. ROOF RAFTERS HAVE SECOND 2X MEMBER SISTERED ON ONE SIDE. PERHAPS TO STRAIGHTEN THE ROOF DECK BOARDS.



54. NOT USED

Gordon Hall Exterior

INSPECTION BY STEPHEN M. RUDNER P.E. / RDA.
MARCH 23 - 2011



55. BASE OF NORTH PORCH COLUMN.



56. TOP OF NORTH PORCH COLUMN.



57. BASE OF NORTH EAST PORCH COLUMN.



58. NORTH EAST CORNER COLUMN.



59. BASE OF EAST PORCH COLUMN.



60. EAST PORCH LOOKING NORTH AND UP.



61. SOUTH PORCH COLUMN.



62. SOUTH PORCH COLUMN.



63. SOUTH PORCH COLUMN.



64. STONE FLANKING EAST EXTERIOR STAIRS.



65. STONE WALL FLANKING EAST EXTERIOR STAIRS.



66. CORNER OF EAST PORCH AND SOUTH PORCH.



67. SOUTH PORCH AT INTERSECTION WITH SOUTH WEST WING.



68. FOUNDATION ADJACENT TO CELLAR DOOR.



69. FOUNDATION AT NORTH WEST CORNER OF SOUTH WEST WING.



70. SOUTH WEST CORNER OF NORTH WEST WING.